






Schedule A (5) Directional, Caution and No Entry Signs

Directional, Caution and No Entry Signs:

Directional Signs	Caution Signs	No Entry Signs
<p>Minimum Size: 9 inches base, 24 inches long</p>	<p>Minimum Size: 17 inches x 17 inches</p>	<p>Minimum Size: 17 inches x 17 inches</p>
<p>Warning Sign Facing Side Red tip</p>  <p>Sign at Junction Red</p>  <p>Reverse Side Sky Blue and or White</p>	<p>Prior to hazard: white reflective sign on black back-ground.</p>  <p>At hazard: Red reflective sign on white back-ground.</p> 	<p>Face: Black arrow Red bar White back-ground.</p>  <p>Reverse: Red letters White back-ground.</p> 